

# Top End®

## Eliminator™ NRG Racing Wheelchair



| PROVIDER / CUSTOMER INFORMATION:       |                  |  |
|--|------------------|--|
| Provider Information:                  |                  | End User Information:                  |
| Date:                                  | Contact Name:    | Athlete Name:                          |
| Acct #:                                | Ship to Address: |  |
| Contact:                               | City:            | State:                                 |
| Phone #:                               | Zip/Postal Code: | Phone:                                 |
| Fax/Email:                             | Email:           |  |
| <input type="radio"/> Ship to Provider |                  | <input type="radio"/> Ship to End User |

| ORDER REQUEST TYPE:         |                           |
|-----------------------------|---------------------------|
| <input type="radio"/> Order | PO # <input type="text"/> |

| BASE MODEL - FRAME: <i>(see definitions)</i> |   |         |
|--|---|---------|
| <input checked="" type="radio"/> 10034       | Eliminator NRG Racing Wheelchair U-Cage | \$9,999 |

| Assembly: <i>(see definitions)</i>     |             |     |
|--|-------------|-----|
| <input checked="" type="radio"/> 10046 | Unassembled | \$0 |

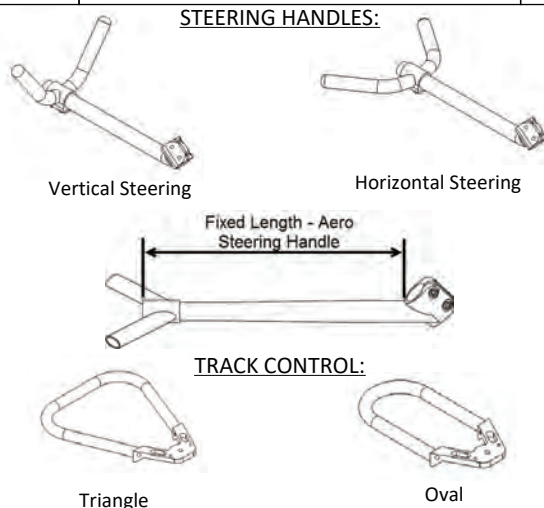


| STEERING: <i>(see definitions and diagram below)</i> |   |       |
|--|---|-------|
| STEERING HANDLE:                                     |   |       |
| <input type="radio"/> 65120                          | Horizontal Steering Handle  | \$0   |
| <input type="radio"/> 65121                          | Vertical Steering Handle  | \$0   |
| <input type="radio"/> 65122                          | Aero Fixed Length Steering Handle: 9.5" Royal Blue                                      | \$151 |
| <input type="radio"/> 65123                          | Aero Fixed Length Steering Handle: Royal Blue Custom Length <i>See Special Requests</i> | \$181 |
| TRACK CONTROL:                                       |   |       |
| <input type="radio"/> 65115                          | Triangle Track Control  | \$0   |
| <input type="radio"/> 65116                          | Oval Track Control  | \$0   |
| TRACK CONTROL MOUNTING:                              |   |       |
| <input checked="" type="radio"/> 65111               | Bottom Mount Track Control  | \$0   |

| BRAKE MOUNTING:             |                    |     |
|-----------------------------|--------------------|-----|
| <input type="radio"/> 65225 | Main Steering Tube | \$0 |
| <input type="radio"/> 65226 | Steering Handle    | \$0 |

| SEAT FRAMES: <i>(see definitions)</i> |   |       |
|---------------------------------------|---|-------|
| <input type="radio"/> 75013           | Standard Seat Upholstery, Omit Solid Seat | \$0   |
| <input type="radio"/> 75010           | Aluminum Solid Seat                       | \$90  |
| <input type="radio"/> 75092           | Carbon Solid Seat                         | \$301 |

| BUMPER WIDTH: <i>(see definitions)</i> |  |      |
|--|--|------|
| <input type="radio"/> 75011            | Bumper Width, 7"                                 | \$0  |
| <input type="radio"/> 75012            | Bumper Width: Custom <i>See Special Requests</i> | \$54 |



|                             |                            |     |
|-----------------------------|----------------------------|-----|
| <input type="radio"/> 55105 | Frame Color: Bomber Orange | \$0 |
| <input type="radio"/> 55102 | Frame Color: Flat Black    | \$0 |
| <input type="radio"/> 55056 | Frame Color: Purple Death  | \$0 |
| <input type="radio"/> 55103 | Frame Color: Wrinkle Black | \$0 |

# Top End®

## Eliminator™ NRG Racing Wheelchair

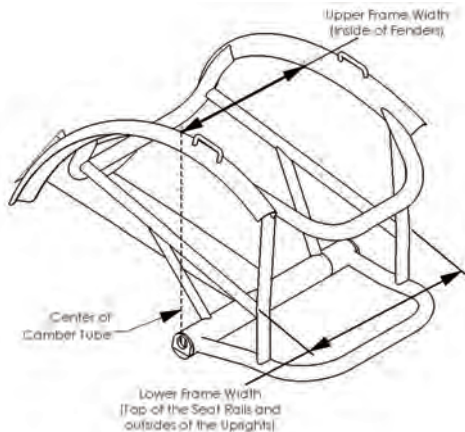
**U-CAGE SIZING:** (the difference in the Upper Frame Width and the Lower Frame Width must NOT exceed 3.0") (see definitions and diagram below)

### UPPER FRAME WIDTH:

|                             |  |      |
|-----------------------------|--|------|
| <input type="radio"/> 15361 | 9.0" (22.9 cm) Upper Frame Width                     | \$0  |
| <input type="radio"/> 15362 | 9.5" (24.1 cm) Upper Frame Width                     | \$0  |
| <input type="radio"/> 15195 | 10.0" (25.4 cm) Upper Frame Width                    | \$0  |
| <input type="radio"/> 15196 | 10.5" (26.7 cm) Upper Frame Width                    | \$0  |
| <input type="radio"/> 15197 | 11.0" (27.9 cm) Upper Frame Width                    | \$0  |
| <input type="radio"/> 15198 | 11.5" (29.2 cm) Upper Frame Width                    | \$0  |
| <input type="radio"/> 15199 | 12.0" (30.5 cm) Upper Frame Width                    | \$0  |
| <input type="radio"/> 15200 | 12.5" (31.8 cm) Upper Frame Width                    | \$0  |
| <input type="radio"/> 15201 | 13.0" (33.0 cm) Upper Frame Width                    | \$0  |
| <input type="radio"/> 15202 | 13.5" (34.3 cm) Upper Frame Width                    | \$0  |
| <input type="radio"/> 15203 | 14.0" (35.6 cm) Upper Frame Width                    | \$0  |
| <input type="radio"/> 15204 | 14.5" (36.8 cm) Upper Frame Width                    | \$0  |
| <input type="radio"/> 15205 | 15.0" (38.1 cm) Upper Frame Width                    | \$0  |
| <input type="radio"/> 15377 | Custom Upper Frame Width<br>See Specials Request Box | \$54 |

### LOWER FRAME WIDTH:

|                             |  |      |
|-----------------------------|--|------|
| <input type="radio"/> 15363 | 9.0" (22.9 cm) Lower Frame Width                     | \$0  |
| <input type="radio"/> 15364 | 9.5" (24.1 cm) Lower Frame Width                     | \$0  |
| <input type="radio"/> 15365 | 10.0" (25.4 cm) Lower Frame Width                    | \$0  |
| <input type="radio"/> 15366 | 10.5" (26.7 cm) Lower Frame Width                    | \$0  |
| <input type="radio"/> 15217 | 11.0" (27.9 cm) Lower Frame Width                    | \$0  |
| <input type="radio"/> 15218 | 11.5" (29.2 cm) Lower Frame Width                    | \$0  |
| <input type="radio"/> 15219 | 12.0" (30.5 cm) Lower Frame Width                    | \$0  |
| <input type="radio"/> 15220 | 12.5" (31.8 cm) Lower Frame Width                    | \$0  |
| <input type="radio"/> 15221 | 13.0" (33.0 cm) Lower Frame Width                    | \$0  |
| <input type="radio"/> 15222 | 13.5" (34.3 cm) Lower Frame Width                    | \$0  |
| <input type="radio"/> 15223 | 14.0" (35.6 cm) Lower Frame Width                    | \$0  |
| <input type="radio"/> 15224 | 14.5" (36.8 cm) Lower Frame Width                    | \$0  |
| <input type="radio"/> 15225 | 15.0" (38.1 cm) Lower Frame Width                    | \$0  |
| <input type="radio"/> 15226 | 15.5" (39.4 cm) Lower Frame Width                    | \$0  |
| <input type="radio"/> 15227 | 16.0" (40.6 cm) Lower Frame Width                    | \$0  |
| <input type="radio"/> 15228 | 16.5" (41.9 cm) Lower Frame Width                    | \$0  |
| <input type="radio"/> 15229 | 17.0" (43.2 cm) Lower Frame Width                    | \$0  |
| <input type="radio"/> 15378 | Custom Lower Frame Width<br>See Specials Request Box | \$54 |



**U-CAGE SIZING:** (see definitions and diagram below)

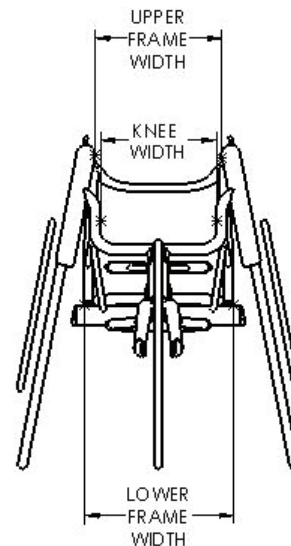
### KNEE HEIGHT:

|                             |  |      |
|-----------------------------|--|------|
| <input type="radio"/> 15368 | 15.5" (39.4 cm) Knee Height                    | \$0  |
| <input type="radio"/> 15305 | 16.0" (40.6 cm) Knee Height                    | \$0  |
| <input type="radio"/> 15310 | 16.5" (41.9 cm) Knee Height                    | \$0  |
| <input type="radio"/> 15306 | 17.0" (43.2 cm) Knee Height                    | \$0  |
| <input type="radio"/> 15311 | 17.5" (44.5 cm) Knee Height                    | \$0  |
| <input type="radio"/> 15307 | 18.0" (45.7 cm) Knee Height                    | \$0  |
| <input type="radio"/> 15312 | 18.5" (47.0 cm) Knee Height                    | \$0  |
| <input type="radio"/> 15308 | 19.0" (48.3 cm) Knee Height                    | \$0  |
| <input type="radio"/> 15313 | 19.5" (49.5 cm) Knee Height                    | \$0  |
| <input type="radio"/> 15309 | 20.0" (50.8 cm) Knee Height                    | \$0  |
| <input type="radio"/> 15386 | Custom Knee Height<br>See Specials Request Box | \$54 |

**KNEE WIDTH:** (see definitions and diagram below)

*Note: Upper Frame Width must be at least 2" Larger than Knee Width*

|                             |   |      |
|-----------------------------|---|------|
| <input type="radio"/> 15315 | 7.0" (17.8 cm) Knee Width                     | \$0  |
| <input type="radio"/> 15316 | 7.5" (19.1 cm) Knee Width                     | \$0  |
| <input type="radio"/> 15317 | 8.0" (20.3 cm) Knee Width                     | \$0  |
| <input type="radio"/> 15318 | 8.5" (21.6 cm) Knee Width                     | \$0  |
| <input type="radio"/> 15319 | 9.0" (22.9 cm) Knee Width                     | \$0  |
| <input type="radio"/> 15320 | 9.5" (24.1 cm) Knee Width                     | \$0  |
| <input type="radio"/> 15321 | 10.0" (25.4 cm) Knee Width                    | \$0  |
| <input type="radio"/> 15322 | 10.5" (26.7 cm) Knee Width                    | \$0  |
| <input type="radio"/> 15323 | 11.0" (27.9 cm) Knee Width                    | \$0  |
| <input type="radio"/> 15324 | 11.5" (29.2 cm) Knee Width                    | \$0  |
| <input type="radio"/> 15325 | 12.0" (30.5 cm) Knee Width                    | \$0  |
| <input type="radio"/> 15388 | Custom Knee Width<br>See Specials Request Box | \$54 |



# Top End®

## Eliminator™ NRG Racing Wheelchair



### U-CAGE SIZING: (see diagram below)

#### KNEE DEPTH:

|                             |  |      |
|-----------------------------|--|------|
| <input type="radio"/> 15373 | 16" (40.6 cm) Knee Depth                             | \$0  |
| <input type="radio"/> 15374 | 17" (43.2 cm) Knee Depth                             | \$0  |
| <input type="radio"/> 15275 | 18" (45.7 cm) Knee Depth                             | \$0  |
| <input type="radio"/> 15375 | 19" (48.3 cm) Knee Depth                             | \$0  |
| <input type="radio"/> 15376 | 20" (50.8 cm) Knee Depth                             | \$0  |
| <input type="radio"/> 15387 | Custom Knee Depth<br><i>See Specials Request Box</i> | \$54 |

#### REAR SEAT HEIGHT:

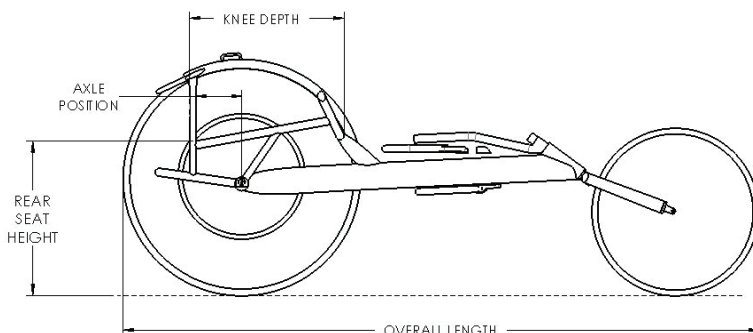
|                             |  |      |
|-----------------------------|--|------|
| <input type="radio"/> 15280 | 15.0" (38.1 cm) Rear Seat Height                           | \$0  |
| <input type="radio"/> 15281 | 15.5" (39.4 cm) Rear Seat Height                           | \$0  |
| <input type="radio"/> 15282 | 16.0" (40.6 cm) Rear Seat Height                           | \$0  |
| <input type="radio"/> 15283 | 16.5" (41.9 cm) Rear Seat Height                           | \$0  |
| <input type="radio"/> 15284 | 17.0" (43.2 cm) Rear Seat Height                           | \$0  |
| <input type="radio"/> 15285 | 17.5" (44.5 cm) Rear Seat Height                           | \$0  |
| <input type="radio"/> 15286 | 18.0" (45.7 cm) Rear Seat Height                           | \$0  |
| <input type="radio"/> 15287 | 18.5" (47.0 cm) Rear Seat Height                           | \$0  |
| <input type="radio"/> 15288 | 19.0" (48.3 cm) Rear Seat Height                           | \$0  |
| <input type="radio"/> 15379 | Custom Rear Seat Height<br><i>See Specials Request Box</i> | \$54 |

#### OVERALL LENGTH: (74" Cannot get Compacting Package)

|                             |                             |     |
|-----------------------------|-----------------------------|-----|
| <input type="radio"/> 15251 | 70" (178 cm) Overall Length | \$0 |
| <input type="radio"/> 15255 | 74" (188 cm) Overall Length | \$0 |

### AXLE POSITIONS: (see diagram below)

|                             |   |      |
|-----------------------------|---|------|
| <input type="radio"/> 15236 | 5.0" (12.7 cm) Axle Position                            | \$0  |
| <input type="radio"/> 15237 | 5.5" (14.0 cm) Axle Position                            | \$0  |
| <input type="radio"/> 15238 | 6.0" (15.2 cm) Axle Position                            | \$0  |
| <input type="radio"/> 15239 | 6.5" (16.5 cm) Axle Position                            | \$0  |
| <input type="radio"/> 15240 | 7.0" (17.8 cm) Axle Position                            | \$0  |
| <input type="radio"/> 15241 | 7.5" (19.0 cm) Axle Position                            | \$0  |
| <input type="radio"/> 15242 | 8.0" (20.3 cm) Axle Position                            | \$0  |
| <input type="radio"/> 15381 | Custom Axle Position<br><i>See Specials Request Box</i> | \$54 |



### CAMBER ANGLE: (see diagram to the right)

|                             |                  |     |
|-----------------------------|------------------|-----|
| <input type="radio"/> 45005 | 11 Degree Camber | \$0 |
| <input type="radio"/> 45006 | 12 Degree Camber | \$0 |
| <input type="radio"/> 45007 | 13 Degree Camber | \$0 |

### WHEEL SETS: (see definitions and diagram below)

#### FRONT WHEEL TYPE:

|                             |                         |       |
|-----------------------------|-------------------------|-------|
| <input type="radio"/> 50145 | 20" Metal Spoked        | \$0   |
| <input type="radio"/> 50146 | 20" Corima Carbon Fiber | \$605 |

#### REAR WHEEL TYPE:

|                             |  |         |
|-----------------------------|--|---------|
| <input type="radio"/> 50143 | 700C High Performance (Clincher)           | \$0     |
| <input type="radio"/> 50147 | 700C Corima Carbon Fiber Disc (Tubular)    | \$2,178 |
| <input type="radio"/> 50148 | 700C Corima Carbon Fiber 4 Spoke (Tubular) | \$2,178 |

#### FRONT TIRE TYPE:

|                             |                 |                          |
|-----------------------------|-----------------|--------------------------|
| <input type="radio"/> 50157 | Omit Front Tire | -\$20<br><i>(credit)</i> |
| <input type="radio"/> 50464 | 20" Vittoria    | \$0                      |
| <input type="radio"/> 50463 | 20" Panaracer   | \$60                     |

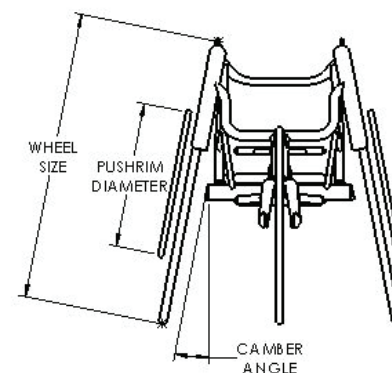
#### REAR TIRE TYPE:

|                             |  |                          |
|-----------------------------|--|--------------------------|
| <input type="radio"/> 50164 | Omit Rear Tires                            | -\$20<br><i>(credit)</i> |
| <input type="radio"/> 50460 | 700C, Black (Clincher - 19mm)              | \$0                      |
| <input type="radio"/> 50241 | 700C Continental Sprinter (Tubular - 22mm) | \$84                     |
| <input type="radio"/> 50461 | 700C Panaracer Rapide (Tubular - 20mm)     | \$90                     |
| <input type="radio"/> 50462 | 700C Continental Podium (Tubular - 22mm)   | \$139                    |

### PUSHRIMS: (Size Selection Required - see diagram below)

#### RUBBER COATED PUSHRIM SIZE: (Diameter)

|                             |  |                           |
|-----------------------------|--|---------------------------|
| <input type="radio"/> 50341 | Omit Pushrims  | -\$120<br><i>(credit)</i> |
| <input type="radio"/> 50330 | 12.0" Diameter Pushrims                                  | \$0                       |
| <input type="radio"/> 50331 | 12.5" Diameter Pushrims                                  | \$0                       |
| <input type="radio"/> 50332 | 13.0" Diameter Pushrims                                  | \$0                       |
| <input type="radio"/> 50333 | 13.5" Diameter Pushrims                                  | \$0                       |
| <input type="radio"/> 50334 | 14.0" Diameter Pushrims                                  | \$0                       |
| <input type="radio"/> 50335 | 14.5" Diameter Pushrims                                  | \$0                       |
| <input type="radio"/> 50336 | 15.0" Diameter Pushrims                                  | \$0                       |
| <input type="radio"/> 50337 | 15.5" Diameter Pushrims                                  | \$0                       |
| <input type="radio"/> 50338 | 16.0" Diameter Pushrims                                  | \$0                       |
| <input type="radio"/> 50340 | Custom Pushrim Size<br><i>(See Specials Request Box)</i> | \$54                      |



# Top End® Eliminator™ NRG Racing Wheelchair

| UPHOLSTERY:                            |                                    |      |
|--|------------------------------------|------|
| MATERIAL & COLOR:                      |                                    |      |
| <input checked="" type="radio"/> 30001 | Nylon, Black Upholstery            | \$0  |
| BACK UPHOLSTERY:                       |                                    |      |
| <input checked="" type="radio"/> 30028 | Adjustable Tension Back Upholstery | \$0  |
| SEAT UPHOLSTERY:                       |                                    |      |
| <input checked="" type="radio"/> 30016 | 6" Seat Upholstery Length          | \$0  |
| <input type="radio"/> 30017            | 9" Seat Upholstery Length          | \$0  |
| SEAT CUSHION:                          |                                    |      |
| <input type="radio"/> 30018            | Seat Cushion                       | \$47 |

| FRAME COLOR:                |        |                    |     |
|-----------------------------|--------|--------------------|-----|
| <input type="radio"/> 55018 | Black  | Wet Black          | \$0 |
| <input type="radio"/> 55019 | Black  | Black Prism        | \$0 |
| <input type="radio"/> 55017 | Black  | Stealth Black      | \$0 |
| <input type="radio"/> 55010 | Blue   | Midnight Blue      | \$0 |
| <input type="radio"/> 55011 | Blue   | Royal Blue         | \$0 |
| <input type="radio"/> 55012 | Blue   | Electric Blueberry | \$0 |
| <input type="radio"/> 55023 | Grey   | Stealth Grey       | \$0 |
| <input type="radio"/> 55053 | Green  | Agriculture Green  | \$0 |
| <input type="radio"/> 55008 | Green  | Grasshopper Green  | \$0 |
| <input type="radio"/> 55054 | Green  | Neon Green         | \$0 |
| <input type="radio"/> 55006 | Orange | Sunkissed Orange   | \$0 |
| <input type="radio"/> 55005 | Orange | Simple Orange      | \$0 |
| <input type="radio"/> 55051 | Orange | Neon Orange        | \$0 |
| <input type="radio"/> 55015 | Pink   | Bubblegum Pink     | \$0 |
| <input type="radio"/> 55057 | Pink   | Neon Pink          | \$0 |
| <input type="radio"/> 55055 | Purple | Lilac Purple       | \$0 |
| <input type="radio"/> 55001 | Red    | Simple Red         | \$0 |
| <input type="radio"/> 55002 | Red    | Tangerine Red      | \$0 |
| <input type="radio"/> 55003 | Red    | Raspberry Red      | \$0 |
| <input type="radio"/> 55050 | Red    | Neon Red           | \$0 |
| <input type="radio"/> 55020 | Silver | Silver Metallic    | \$0 |
| <input type="radio"/> 55016 | White  | White Snow         | \$0 |
| <input type="radio"/> 55007 | Yellow | Safety Yellow      | \$0 |
| <input type="radio"/> 55052 | Yellow | Neon Yellow        | \$0 |
| <input type="radio"/> 55070 | Raw    | Buffed Aluminum    | \$0 |
| <input type="radio"/> 55090 | Bronze | Las Vegas Bronze   | \$0 |
| <input type="radio"/> 55091 | Green  | Mint Green         | \$0 |
| <input type="radio"/> 55092 | Pink   | Light Pink         | \$0 |
| <input type="radio"/> 55093 | Grey   | Fighter Jet Grey   | \$0 |
| <input type="radio"/> 55094 | Blue   | Tiffany Blue       | \$0 |
| <input type="radio"/> 55095 | Blue   | Carolina Blue      | \$0 |

| ACCESSORIES: (Accessories may not be installed - see definitions) |  |      |
|---|--|------|
| UPGRADABLE:   |  |      |
| POSITIONING/SAFETY:   |  |      |
| <input type="radio"/> 25073                                       | Safety Flag and Holder                                     | \$60 |
| <input type="radio"/> 25059                                       | Click Strap , 8" Small ( <a href="#">see definitions</a> ) | \$90 |



Custom Color Options

|  |   |   |   |
|--|---|---|---|
| <br>Wet Black          | <br>White Snow           | <br>Simple Red       | <br>Grasshopper Green  |
| <br>Flat Black         | <br>Fighter Jet Grey     | <br>Raspberry Red    | <br>Agriculture Green  |
| <br>Wrinkle Black      | <br>Purple Death         | <br>Tangerine Red    | <br>Neon Green         |
| <br>Black Prism       | <br>Lilac Purple        | <br>Neon Red        | <br>Mint Green        |
| <br>Stealth Black    | <br>Electric Blueberry | <br>Neon Pink      | <br>Simple Orange    |
| <br>Stealth Grey     | <br>Midnight Blue      | <br>Bubblegum Pink | <br>Neon Orange      |
| <br>Silver Metallic  | <br>Royal Blue         | <br>Light Pink     | <br>Sunkissed Orange |
| <br>Las Vegas Bronze | <br>Tiffany Blue       | <br>Carolina Blue  | <br>Bomber Orange    |
| <br>Safety Yellow   |   | <br>Neon Yellow    |   |

Colors may vary due to monitor settings.  
Color variation in sample represent depth from lighting.

Note: All Special requests are subject to approval, additional charges, and additional lead time

|                    |  |
|--------------------|--|
| Special Request 1) |  |
| Special Request 2) |  |
| Special Request 3) |  |
| Special Request 4) |  |
| Special Request 5) |  |



# Top End®

## Eliminator™ NRG Racing Wheelchair

| DEFINITIONS:                     |   |
|----------------------------------|---|
| <b>Frame/Cage:</b>               | Frame is made of carbon fiber and cage is made out of 6061 aluminum. The cage style is a U-cage.  |
| <b>Assembled vs Unassembled:</b> | If TE10046 (Unassembled) is selected the chair will require about 60 minutes of assembly upon delivery (instructions provided). If TE10047 (Assembled) is selected the chair will be fully assembled upon delivery. Shipping rate is \$325 for all shipments in the continental US. Freight quotes for shipments outside the continental US are available upon request. |
| <b>Bumper Width:</b>             | Bumper width is measured from inside to inside.   |
| <b>Camber Angle:</b>             | Measured from vertical to the angle of the rear tire on one side. Also stamped on the bushing.  |
| <b>Aero Fixed Steering:</b>      | Fixed steering handle is lightweight at just 202 grams (100 grams lighter than the adjustable handle), the design increases aerodynamics and stiffness. Handle is Royal Blue and 9.5" long standard with custom length and additional colors available upon request.  |
| <b>Solid Seat:</b>               | The solid seat provides a solid seating surface. Not recommended if customers intend to adjust the seat upholstery. Available in carbon fiber or aluminum.  |
| <b>Upper Frame Width:</b>        | Measured directly above the center of the camber tube between the insides of the fenders. The difference is the Upper Frame Width and Lower Frame Width must NOT exceed 3".   |
| <b>Lower Frame Width:</b>        | Measured directly above the center of the camber tube between the insides of the fenders. The difference in the Upper Frame Width and Lower Frame Width must NOT exceed 3".   |
| <b>Rear Seat Height:</b>         | The rear seat height is measured from the top of the seat rail to the ground at the front of the rear upright.  |
| <b>Overall Length:</b>           | Overall length is measured from the outside of the front tire to the outside of the rear tires at the furthest points.  |
| <b>Axle Position:</b>            | Axle Position (or Center of Gravity) is measured from the center of the camber tube to the front of the rear upright. The measurement must be taken parallel to the ground.   |
| <b>Knee Height:</b>              | Knee Height is measured from the top of the U-cage horizontal cross-member to the ground.   |
| <b>Knee Depth:</b>               | Knee Depth is measured from the back of the rear upright to the front of the U-cage cross-member. The measurement must be taken parallel to the ground.   |
| <b>Knee Width:</b>               | Knee width is measured between the inside of the U-cage vertical tubing.  |
| <b>Wheel Size:</b>               | The Eliminator NRG Racing Wheelchair is only available with 700c rear wheels. Tires must be the same Clincher/Tubular type as wheels selected.  |
| <b>Upgradable Accessories:</b>   | All Add-on options and accessories are boxed separately and may require self installation. Additionally, upgrade options and accessories may ship separately.   |
| <b>Click Strap:</b>              | Single 8" click strap pad with attaching hardware for installation to fenders. This strap is in addition to the back upholstery.  |
| <b>Seat Cushion:</b>             | 2 inch cushion consisting of 1 inch hard foam and 1 inch soft foam.   |

| PRODUCT SPECIFICATIONS:             |   |
|-------------------------------------|---|
| <b>Carbon Main Frame:</b>           | We created our fastest, lightest, and most responsive ride for racers. Increased tensile strength and modulus gives racers a smooth ride and controlled handling. |
| <b>Super Light Carbon Fork:</b>     | 200 grams full carbon with a more aerodynamic design- which flows into the headtube creating cleaner lines.   |
| <b>Modular Custom Seat Cage:</b>    | This hybrid tailor fit cage, gives the racer the ability to fine tune his or her positioning to put the power to the ground.                                      |
| <b>Fenders with Side Panels:</b>    | Carbon fiber integrated and built to accommodate oversized tires.   |
| <b>Field Tested:</b>                | During the 15+ months of field testing by top racers, the NRG won the LA marathon and broke 2 world records.  |
| <b>World Class Manufacturing:</b>   | Lab tested at 1 million+ cycles, surpassing all of our previous designs.  |
| <b>Unsurpassed Ride Quality:</b>    | From our field testers- Smooth ride, controlled road vibration and amazing power transfer.  |
| <b>Next Generation Compensator:</b> | This new and improved racing compensator has a better turning radius with zero-play confidence.   |
| <b>TT Style Brake:</b>              | The multi- position brake lever, with cabling routed externally, can be positioned any where on the steering handle.  |
| <b>Pushrim Size:</b>                | Measurement from outside to outside of the metal tubing of the pushrim.   |
| <b>Omit Wheels:</b>                 | When Omit Wheels is selected, product will not come with wheels, tires, tubes, pushrims or axles.   |

### Warranty Info:

Top End warrants the frames and forks when purchased new and unused to be free from defects in materials and workmanship for a period of two (2) years from the date of purchase from Top End or a dealer, with a copy of the seller's invoice required for coverage under this warranty. Top End warrants the upholstered materials (seat and back) and remaining components of this product when purchased new and unused to be free from defects in materials and workmanship for a period of thirteen (13) months from date of purchase from Top End or a dealer, with a copy of the seller's invoice required for coverage under this warranty.